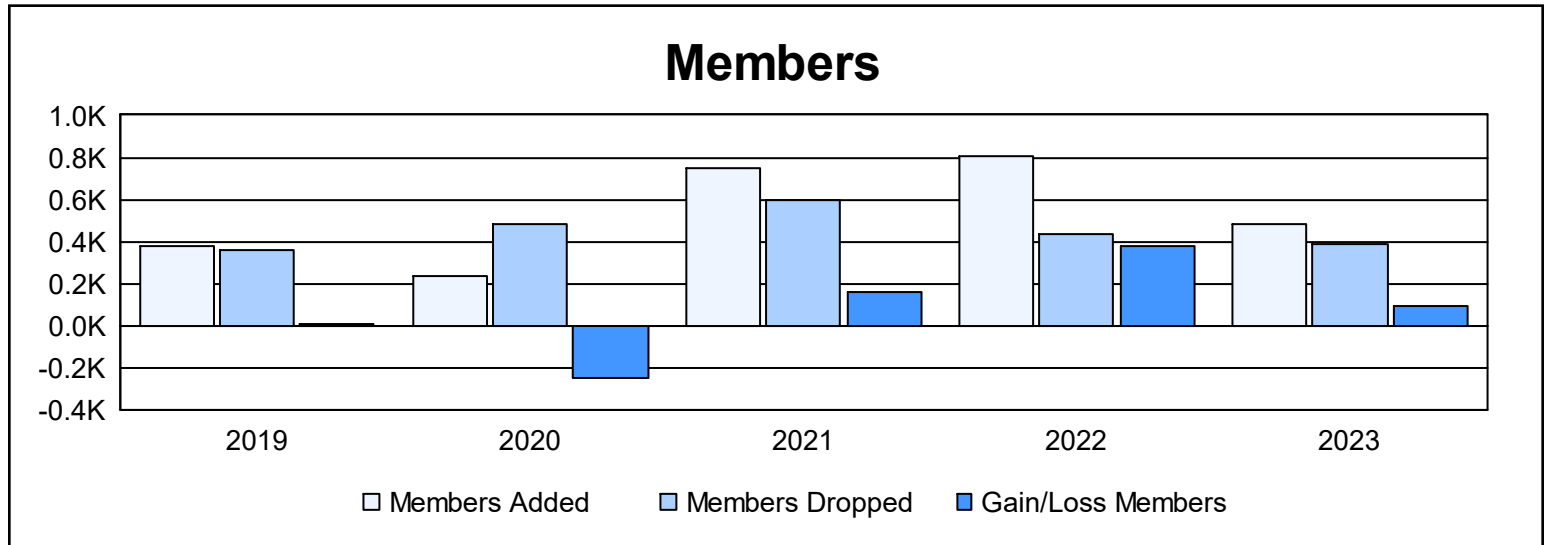
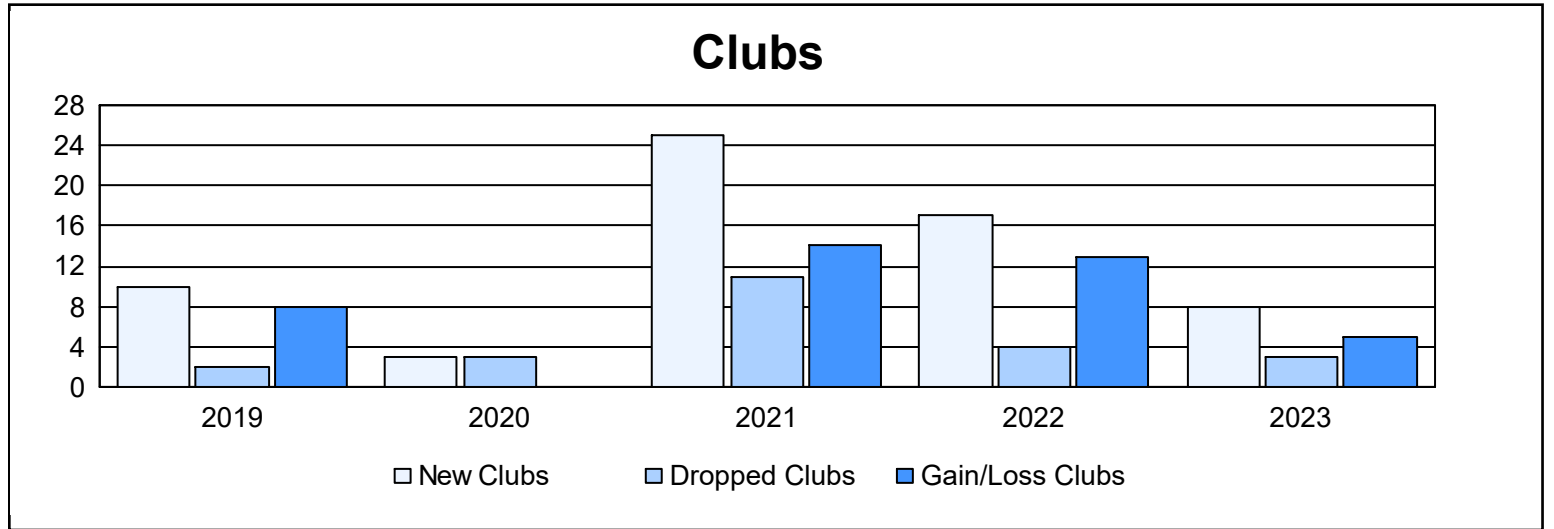
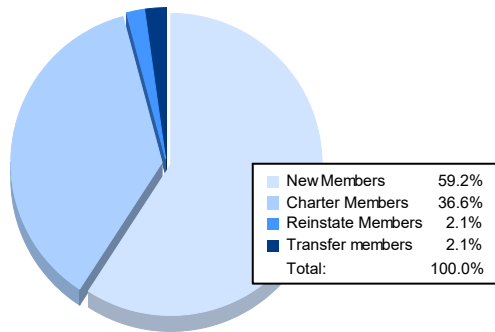


Year	New Clubs	Dropped Clubs	Gain/ Loss Clubs	New Members	Charter Members	Reinstate Members	Transfer Members	Total Member Added	Total Members Dropped	Gain/ Loss Members
2018-2019	10	2	8	120	248	5	0	373	363	10
2019-2020	3	3	0	123	80	30	2	235	482	-247
2020-2021	25	11	14	188	540	16	5	749	592	157
2021-2022	17	4	13	378	406	13	10	807	430	377
2022-2023	8	3	5	283	175	10	10	478	383	95
<b>Average</b>	<b>13</b>	<b>5</b>	<b>8</b>	<b>218</b>	<b>290</b>	<b>15</b>	<b>5</b>	<b>528</b>	<b>450</b>	<b>78</b>



### Membership Composition June 2023 Cumulative



### Gender Composition June 2023 Cumulative

